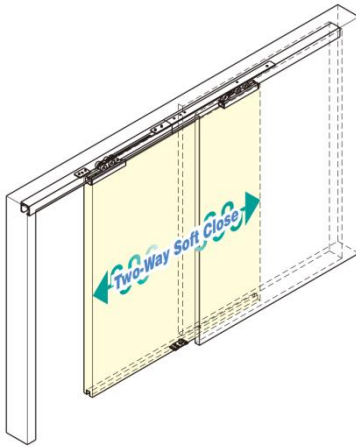


GFD80-H-PD Sliding Pocket Door System

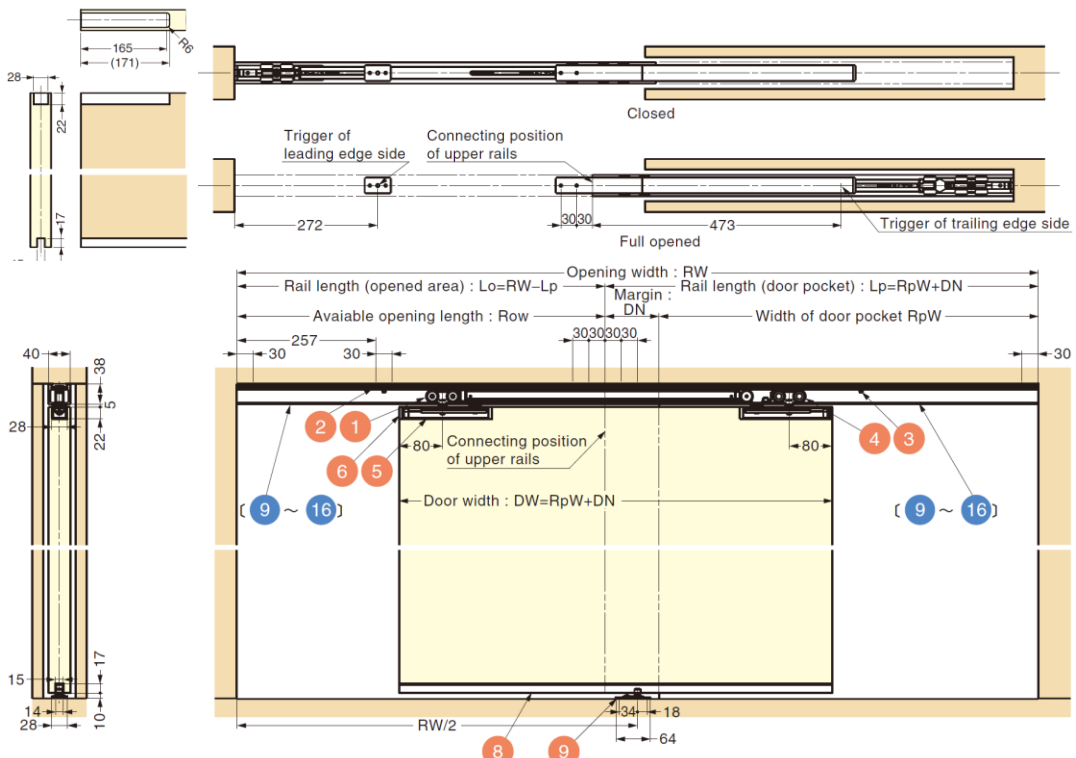
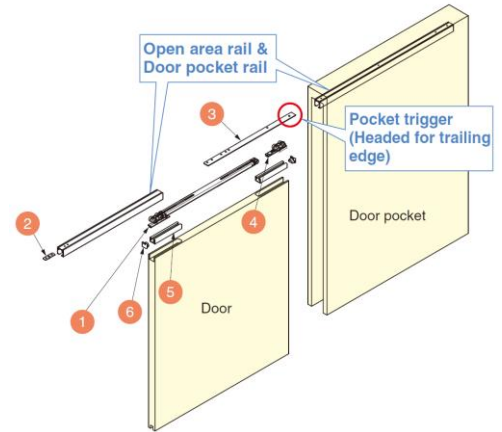


	Recessed Mount Type, with Two-Way Soft Close (below)	Surface Mount Type, with Two-Way Soft Close
Door Weight	Max. 80 kg	
Door Thickness	Min. 34 mm	Min. 30 mm
Door Width	784 - 1500 mm	
Door Height	Max. 2500 mm	
Specification	☐ For Single Door Use	
	Recessed Mount	Surface Mount

Recessed Mount Type

Features

- For pocket door with two-way soft close
- Separated upper rail allows easy maintenance after door installation in pocket door application
- For heavy duty
- Designed for interior use, not for exterior



Parts Set (Per Door) Necessary Parts

Part No.	Description
GFD80DHCHP-PD	Recessed Roller Two-Way Soft Close

Parts Included

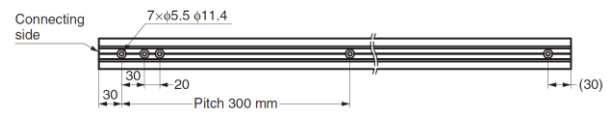
No.	Qty	Part Name	Dimensions	Description
1	1 pc	Recessed Mount Roller Two-Way Soft Close		GFD80-WRH-DSC <ul style="list-style-type: none"> Material: Zinc Alloy (ZDC) / Polyacetal (POM) Finish / Colour: Nickel / Black [Remarks] Do not use the included trigger.
2	1 pc	Front Trigger		GFD80-TRGPF <ul style="list-style-type: none"> Material: Stainless Steel (SUS304) Finish: Plain
3	1 pc	Pocket Trigger		GFD80-TRGPB-MB <ul style="list-style-type: none"> Material: Stainless Steel (SUS304) Finish: Plain
4	1 pc	Recessed Roller		GFD80-WRH <ul style="list-style-type: none"> Material: Zinc Alloy (ZDC) / Polyacetal (POM) Finish / Colour: Nickel / Natural
5	2 pcs	Hanging Bracket (160 mm)		GFD70B-HB160 <ul style="list-style-type: none"> Material: Aluminium Alloy Finish: Anodized Silver Screw: Pan Head Tapping Screw 5X40
6	2 pcs	End Cap		GFD70B-EC-BL <ul style="list-style-type: none"> Material: Elastomer (TPE) Colour: Black
7	1 pc	Floor Guide		GFD50-BGR18 <ul style="list-style-type: none"> Material: Stainless Steel (SUS430) / Polyacetal (POM) Finish / Colour: Polished / Natural Screw: Raised Countersunk Head Tapping Screw 3.5X30
8	1 pc	Bottom Guide Rail (1500 mm)		GFD30-HBRT1500SIL <ul style="list-style-type: none"> Material: Aluminium Alloy Finish: Anodized Silver

Upper Track Necessary Parts

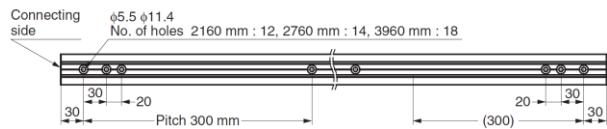
No.	Length	Item Code	Part Name	Dimensions	Description
9	1260 mm	GFD80-TRP1260-SL	Upper Track 		<ul style="list-style-type: none"> Material: Aluminium Alloy Finish: Anodized Silver
10	2160 mm	GFD80-TRP2160-SL			
11	2760 mm	GFD80-TRP2760-SL			
12	3960 mm	GFD80-TRP3960-SL			

Hole Dimensions of Upper Track

● In case of 1260 mm



● In case of 2160 mm, 2760 mm & 3960 mm



Parts Set (Per Door) Necessary Parts

Part No.	Description
GFD80DHCMP-PD	Surface Mount Roller Two-Way Soft Close

Parts Included

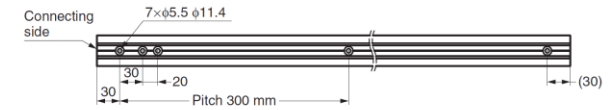
No.	Qty	Part Name	Dimensions	Description
1	1 pc	Surface Mount Roller Two-Way Soft Close		GFD80-WRM-DSC <ul style="list-style-type: none"> Material: Steel / Polyacetal (POM) Finish: Chromate / Black Screw: Pan Head Tapping Screw 4x45 [Remarks] Do not use the included trigger.
2	1 pc	Front Trigger		GFD80-TRGPF <ul style="list-style-type: none"> Material: Stainless Steel (SUS304) Finish: Plain
3	1 pc	Pocket Trigger		GFD80-TRGPB-MB <ul style="list-style-type: none"> Material: Stainless Steel (SUS304) Finish: Plain
4	1 pc	Surface Mount Roller		GFD80-WRM <ul style="list-style-type: none"> Material: Zinc Alloy (ZDC) / Polyacetal (POM) Finish: Nickel / Natural Screw: Pan Head Tapping Screw 4x45
5	1 pc	Floor Guide		GFD50B-BGR18 <ul style="list-style-type: none"> Material: Stainless Steel (SUS430) / Polyacetal (POM) Finish: Countersunk / Natural Screw: Pan Head Tapping Screw 4x45
6	1 pc	Bottom Guide Rail (1500 mm)		GFD30-HBRT1500SIL <ul style="list-style-type: none"> Material: Aluminium Alloy Finish: Anodized Silver

Upper Track Necessary Parts

No.	Length	Item Code	Part Name	Dimensions	Description
7	1260 mm	GFD80-TRP1260-SL	Upper Track 		<ul style="list-style-type: none"> Material: Aluminium Alloy Finish: Anodized Silver
8	2160 mm	GFD80-TRP2160-SL			
9	2760 mm	GFD80-TRP2760-SL			
10	3960 mm	GFD80-TRP3960-SL			

Hole Dimensions of Upper Track

● In case of 1260 mm



● In case of 2160 mm, 2760 mm & 3960 mm

